

# Rock wool Panel

## Rock wool - Insulation

Unisol rock wool panels have been specifically developed for situations where fire safety is a high priority. The panel is similar in appearance and dimensions to the well-known Unisol EPS panel and the panels can be combined with one another. In addition, the rock wool panels provide spectacular strength relative to their size.

### Application:

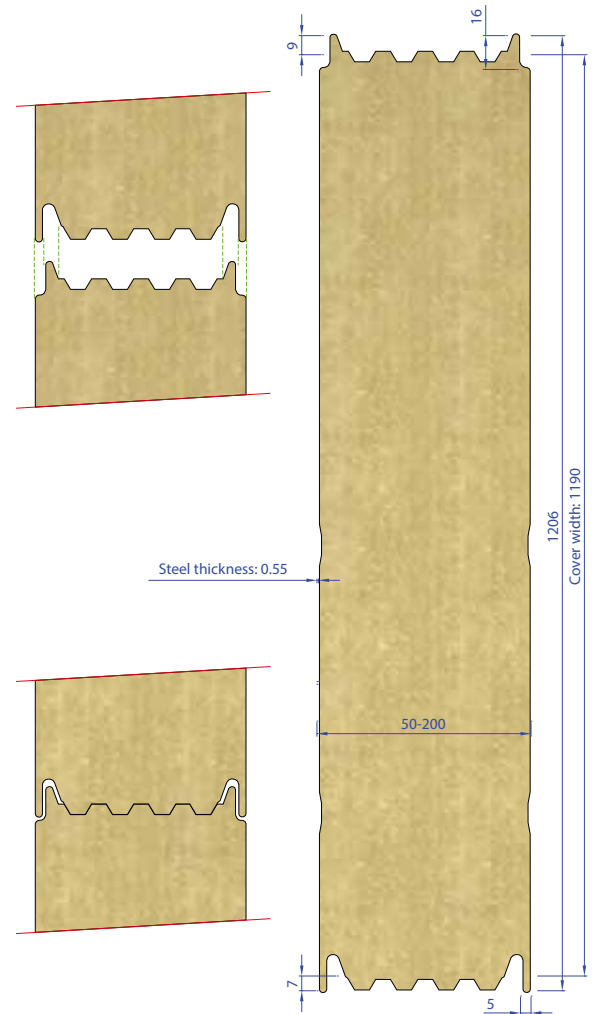
- Internal & external

### Technical details:

- Cover width: 1190 mm
- Steel plate thickness: 0.55 mm (standard polyester)
- Steel quality: S280GD+Z275
- Thickness: 50 to 200 mm (non-standard thicknesses on request)
- Length: 900 – 15,000 mm
- Insulation: Conrock rock wool 100 kg p/m<sup>3</sup>
- Colour: Your choice
- Profiling: Your choice

### Description of steel plate:

- Paint: Polyester paint 25 µm steel thickness 0.55 mm gloss level 30%
- Plastisol: HPS Plastisol 200 µm steel thickness 0.60 mm
- Foodsafe: Foodsafe Coating 9010 55 µm steel thickness 0.55 mm (PET)
- Colorfam: Colorfarm Coating 9002 55 µm steel thickness 0.60 mm for aggressive environments



Toothing is possible from 60 mm thickness.

Thickness mm	Weight kg/m <sup>2</sup>	Rc value in m <sup>2</sup> K/W	Fire-retardant minutes	Noise dampening dB(A)	Span metres*
50	14.12	1.15			2.00
60	15.12	1.40	38 min	Report description	3.00
80	17.12	1.85	65 min	Report description	3.00
100	19.12	2.30			4.00
120	21.12	2.80			4.00
150	24.12	3.50			5.00
180	27.12	4.20			6.00
200	29.12	4.65			8.00


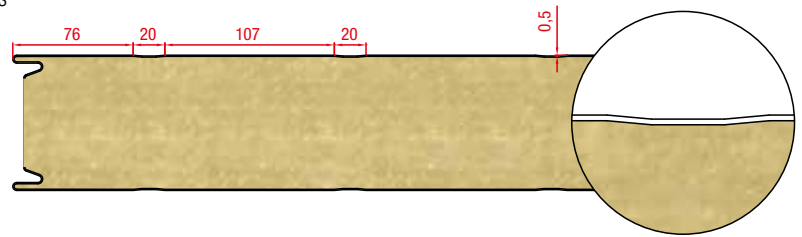
\*Experience-based figure for maximum span

# Optical profiles



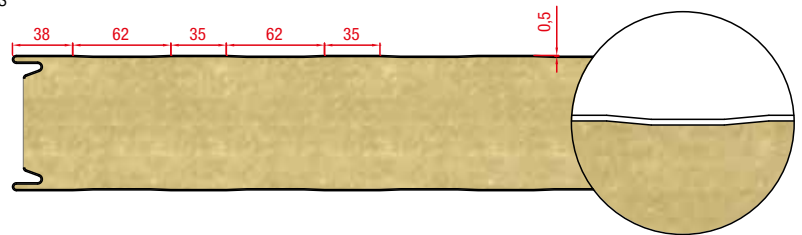
## Standard profile

Application: 2 sides




## Box profile

Application: 2 sides



## Micro lining

Application: 1 side



## Plain

Application: 2 sides




# Colours

## Standard paint colours



## Plastisol colours



Steel plate paint: 0.55 mm  
 Steel plate Plastisol: 0.60 mm  
 Colorfarm: 0.55 mm  
 Foodsafe: 0.55 mm  
 Stainless steel: 0.50 mm


# Colours

## Plastisol colours

			
White	Ice Blue	Hamlet	Marlstone
			
Albatros	Pure Grey	Goosewing Grey	Mushroom
			
Alaska Grey	Honesty	Merlin Grey	Mole Brown
			
Anthracite	Meadowland	Moorland Green	Straw
			
Black	Svelte Grey	Olive Green	Ardenne
			
Alaska Grey - (Matt)	Green Grey - (Matt)	Teracotta - (Matt)	Anthracite - (Matt)


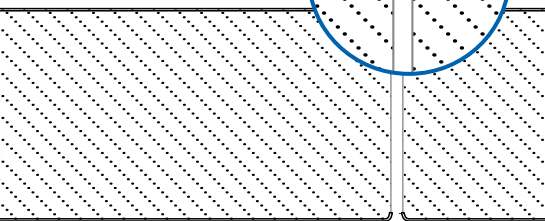
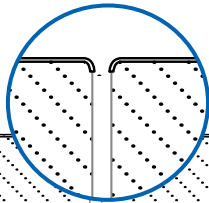
Steel plate paint: 0.55 mm  
 Steel plate Plastisol: 0.60 mm  
 Colorfarm: 0.55 mm  
 Foodsafe: 0.55 mm  
 Stainless steel: 0.50 mm

# Sawing options

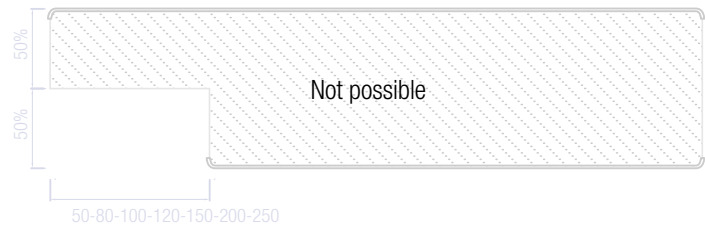


## Sawing options: lengthwise on the panel

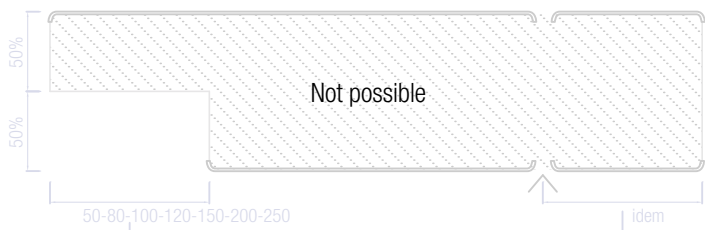
- Folded-in edging
- Extremely neat and dimensionally accurate
- No sharp edges
- No rust forming
- No splinters
- Price on request




**Type 0**  
No cuts



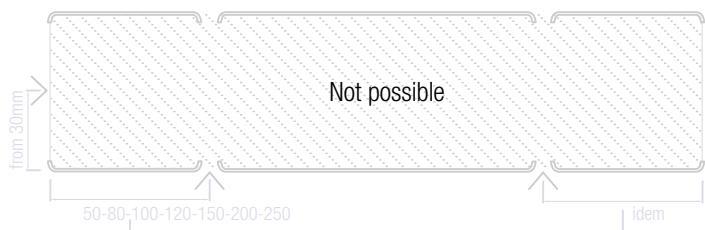
**Type 1**  
Wall with notch (both sides the same colour, no micro profiling)



**Type 2**  
Wall with notch and additional saw cut (both sides the same colour, no micro profiling)



**Type 3**  
Wall with saw cut



**Type 4**  
Wall with 2 saw cuts

**Version: November 2017** This replaces all previous versions. Subject to modifications. All details are intended as general information about our products and their application possibilities and do not form a guarantee about particular characteristics of these products. Therefore, no rights can be derived from the contents of this publication. © 2017